

EPG--ENGINE PART GENERAL

EPG

**GENERAL
SECTION**

AA

**BRAND
OR
DESCRIPTION**

000

**PART
NUMBER**

General Parts for REED & ROTARY ENGINES

BATTERIES

BEARINGS & SEALS

CONRODS

IAME Engine Parts

PISTONS

REED BLOCK & GASKETS

WATER PUMP Parts

RADIATOR

STARTERS remote

STARTER MOTOR Yamaha, Rotax & Leopard

ENGINE PARTS BEARINGS & SPACERS



EPGBS001

BIG END BEARING SPACER WASHERS ROTAX/ARC
18MM X 33MM X 1MM



EPBS002

BIG END BEARING SPACER STAR WASHERS IAME
Used in LEOPARD 125

EPBS004x30

BIG END BEARING SPACER ROUND WASHERS IAME
20MM I.D.



EPBS003

BIG END BEARING SPACER ROUND WASHERS IAME
18MM X 31MM X 1MM

EPPR9015

BIG END BEARING SPACER WASHERS PRD ALL ENGINES



BIGEND STEEL SPACERS
USED WITH ROLLERS

EPDBE061

HISTORIC REED/ROTARY



EPY529B

PISTON PIN , 41.15MM LONG 24 Gram to suit YAMAHA

EPY529A

PISTON PIN , 39.11MM LONG 26 Gram to suit ROTAX & ASSO WERKE PISTONS

EPPR9010

PISTON PIN , 38MM LONG 14MM DIA. SUITS PRD AIR COOLED

EPPR9011

PISTON PIN , 43MM LONG 14MM DIA. SUITS PRD 125 AIR COOLED

EPILCH022

PISTON PIN , 44MM LONG 14MM DIA. SUITS LEOPARD 125



EPG063

ALLUMINIUM LITTLE END STEPPED SPACERS
HISTORIC REED/ROTARY



EPG062

ALLUMINIUM LITTLE END PLAIN SPACERS
HISTORIC REED/ROTARY



EPY627

LITTLE END BEARING 16.2MM LONG
YAMAHA KT100J & KT100S [spaced at the top]

EPGLE060AGS [White Cage]

LITTLE END BEARING 17.2MM LONG
PRD 100 , 125cc & LEOPARD 125



EPY627A

LITTLE END BEARING 17.25MM LONG
SAME AS GENUINE YAMAHA [spaced at the bottom]

CAN BE USED IN SOME REEDS & ROTARY'S



EPY627D

LITTLE END BEARING 18.2MM LONG
KARTECH

CAN BE USED IN SOME REEDS & ROTARY'S

Engine Seals



EPG070B

Double lip Seal , IAME, PARILLA , TKM

18 X 32 X 8mm

[Viton inner sealing lip]

NAK Brand



EPG070

Double lip Seal , IAME, PARILLA , TKM

18 X 32 X 8mm

[Teflon inner sealing lip]



EPG070A

Double lip Seal , IAME, PARILLA , TKM

18 X 32 X 8mm

[Viton inner sealing lip]

KSI Brand



EPG070D

Double lip Seal , IAME, PARILLA , TKM

18 X 32 X 8mm

[Viton inner sealing lip]

Rolf Brand



EPG070D1

Double Lip Seal DAP , KOMET

17 X 28 X 7mm

[Viton inner sealing lip]



EPG071

Double Lip Seal COMER

17 X 32 X 7mm

[Viton inner sealing lip]

EPG071AX

Double Lip Seal YAMAHA KT100AX

17.5 X 31 X 7mm

[Teflon inner sealing lip]

Engine Seals



EPRCC230425A

Rotax 125 MAX Crankshaft Seal GEARBOX side.

28 X 38 X 7mm

[Teflon inner sealing lip]



EPRCC930675A

Rotax 125 MAX Crankshaft Seal CLUTCH side.

25 X 38 X 7mm

[Teflon inner sealing lip]



EPG069AGS

LEOPARD 125 Teflon Seal Drive & Ignition sides

Double Lip

[Teflon inner sealing lip]

20 X 35 X 7mm



EPRCC230195

Rotax 125 MAX water pump Seals

Double Lip

10 X 26 X 7mm



EPY5262

YAMAHA KT100S , SEC & ARC Teflon Seal Drive & Ignition sides

Double Lip

[Teflon inner sealing lip]

20 X 36 X 8mm



EPY526

Genuine **YAMAHA** Seal **KT100S** Drive & Ignition sides

KT100J Ignition Side

[Both Directional seals]

20 X 36 X 8mm



EPY526A

Genuine **YAMAHA** Seal **KT100J** Drive side.

KT100J Drive side

20 X 40 X 8mm



EPY526A3

YAMAHA KT100J Teflon Seal Drive side.

Double Lip

[Teflon inner sealing lip]

20 X 40 X 7mm



EP210 S80043

COMER S-W80 GENUINE Seal Drive & Ignition sides.

[Material VITON, long life]



EP210 S80043A

COMER S-W80 Seal Drive & Ignition sides.

Double Lip

[Material VITON, long life]

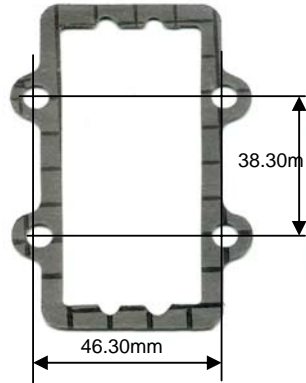
REED VALVE ENGINES



EPG023

EPG022

STANDARD TILLOTSON , TRITON RL & X30




EPG0201X30

EPG0201

EPG020X30

EPG0211



REED VALVE BLOCK

SUITS

ALL IAME REED ENGINES

PARILLA , SIRIO , BM ATLAS.

DAP T91 ONWARDS

ROTAX [EXCEPT EARLY HORIZONTAL BLOCKS]

part number EPG004

part number EPG004MAXTER [CARBON FIBRE .008" / .22MM]

part number EPG004X30 [WITH FIBRE GLASS REEDS]

[.010" / .25MM]

part number EPG004X30CARB [CARBON FIBRE .009" / .24mm]

part number EPG004R/R [CARBON FIBRE .010" / .25mm]

REEDS

part number EPG001 IAME RL LEOPARD

[FIBRE GLASS .012" / .30MM]

part number EPG001A GENERAL USE

[CARBON FIBRE .009" / .24mm]

part number EPG001A1X30 [FIBRE GLASS .008" / .22MM]

part number EPG001A1X30CARE [CARBON FIBRE .008" / .22MM]

part number EPG001A2KF2 [CARBON FIBRE .008" / .22MM]

REED SCREWS

part number EPG009

	A	B	C	D
EPG004	38.3mm	46.3mm	34.6mm	66.7mm
[prd, carbon and R/R]				
EPG004X30	38.3mm	46.3mm	34.30mm	76.3mm
EPG004MAXTER			34.00mm	72.7mm

REED & ROTARY EURO PISTONS



SIZE IS BORE SIZE

SIZE IS PISTON SIZE

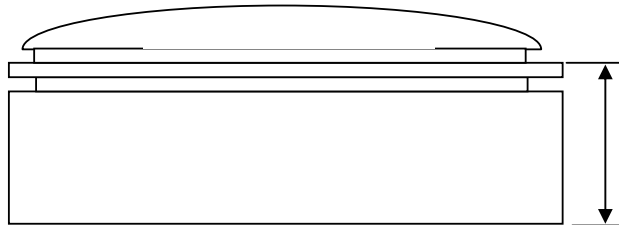
SIZE IS PISTON SIZE

EARLY 2 RING BARE		RINGS	ECONO SINGLE RING	RINGS	DELUXE SINGLE RING[INC RING]
47.80mm	EPGPI100	EPGRI153	49.94mm EPGPI125.94E	NO	49.89mm EPGPI125
47.84mm	EPGPI101		49.94mm EPGPI125.94ER	INCLUDED	49.90mm EPGPI125.90
47.90mm	EPGPI102	EPGRI154	49.97mm EPGPI125.97E	NO	49.90mm EPGPI125.90
47.94mm	EPGPI103		49.97mm EPGPI125.97ER	INCLUDED	49.91mm EPGPI125.91
48.00mm	EPGPI110	EPGRI155	49.99mm EPGPI125.99E	NO	49.92mm EPGPI125.92
48.02mm	EPGPI111		49.99mm EPGPI125.99ER	INCLUDED	49.93mm EPGPI125.93
48.04mm	EPGPI112		50.00mm EPGPI125.00E	NO	49.94mm EPGPI125.94
48.08mm	EPGPI113		50.00mm EPGPI125.00ER	INCLUDED	49.95mm EPGPI125.95
48.20mm		EPGRI157	50.02mm EPGPI125.02E	NO	49.96mm EPGPI125.96
48.30mm		EPGRI158	50.03mm EPGPI125.03E	NO	49.97mm EPGPI125.97
48.34mm	EPGPI115		50.03mm EPGPI125.03ER	INCLUDED	49.98mm EPGPI125.98
48.50mm		EPGRI159B	50.04mm EPGPI125.04E	NO	
48.52mm	EPGPI123		50.04mm EPGPI125.04ER	INCLUDED	
50.11mm	EPGPI137A		50.06mm EPGPI125.06E	NO	
50.70mm	EPGPI143A		50.06mm EPGPI125.06ER	INCLUDED	
50.74mm	EPGPI143B		50.08mm EPGPI125.08E	NO	
50.75mm	EPGPI143C		50.08mm EPGPI125.08ER	INCLUDED	
50.80mm	EPGPI143D		50.10mm EPGPI125.10E	NO	
50.85mm	EPGPI143E		50.10mm EPGPI125.10ER	INCLUDED	
			50.12mm EPGPI125.12E	NO	
			50.12mm EPGPI125.12ER	INCLUDED	

LITTLE END PIN	EPY529A	LITTLE END PIN	EPY529A	LITTLE END PIN	EPY529A
LITTLE END BEARING [SPACED AT BOTTOM]	EPY627D	LITTLE END BEARING [SPACED AT BOTTOM]	EPY627D	LITTLE END BEARING [SPACED AT BOTTOM]	EPY627D
LITTLE END BEARING [SPACED AT TOP]	EPY627				
	EPGLE063				

IAME R91 PISTONS [IDENTIFICATION]

Reed /Rotary Box Size	[PISTON SIZE]	Solo Piston	[BORE SIZE]
Piston Port Box Size	[BORE SIZE]	R91 48.00 [KA]	[BORE SIZE]
Leopard Box Size	[BORE SIZE]	PCR	[BORE SIZE]



DAP T90 T50 , 50.74mm **16.75mm**
48mm Long Stroke Series 47.94mm & 48.52mm **18.30mm**
 [2 ring silver]
Komet K55 SINGLE RING 51.2mm **16.75mm**
Late 50.00mm SERIES Single ring **16.58mm** [R91 & ASSO]

PISTONS [IDENTIFICATION]

VERTEX	[PISTON SIZE]
FOX	[PISTON SIZE]
SIRIO	[BORE SIZE]
PARILLA	[PISTON SIZE]
SPX & SPN	[PISTON SIZE]
ASSO WERKE	[PISTON SIZE]

ENGINE BEARINGS & CONRODS

MAIN BEARINGS

MOST REED & ROTARY ENGINE USE ONE OF THE FOLLOWING

	6205TN9/C4	EPG072	[9 BALL]
	6205ETN9/C4	EPG072/8	[8 BALL]
20mm I.D.	6204TN9/C4	EPY525A	
20mm I.D.	6304TN9/C4	EPY524B	

CONROD [BIG END] BEARINGS

18mm X 24mm 15 ROLLER
PRD, ARC, LEOPARD 125,
EUROPEAN REED & ROTARY ENGINES

EPGBE354AGS

CONROD BARE



CONROD 100mm FROM BEARING CENTRE TO CENTRE

SWISS CONROD, SUITABLE FOR SOME EURO REED OR ROTARY'S

[CRANKSHAFT RECESS AROUND CONROD REQUIRES TO BE CHECKED]

USES STANDARD 15 ROLLER 18mm I.D. BIGEND BEARINGS

part number **EPGCR002100MMR**



CONROD BEARING YAMAHA KT100S

20mm ID 13.9mm WIDE

14 ROLLERS

EPY626B

ROTAX/X30

20mm ID 14.7mm WIDE

16 ROLLERS

EPGBE354X30



IAME 100MM FI HI CONROD is the same dimensions as the PRD conrod

part number **EPGCR001100MM**

BIG END PIN
44.90mm **EPGBEP354**
45.00mm **EPGBEP355**
46.00mm **EPGBEP356**
SPACERS
EPGBS003

BIG END THRUST WASHERS
IAME STAR [18X33] **EPGBS002**
IAME ROUND [18X31X1] **EPGBS003**
STAR [20X30] **EPGBS002A**
PRD **EPG9015**
X30 [20X30] **EPGBS004X30**



LEOPARD 125 102MM CONROD ASSEMBLY

part number **EPILCC036**
18mm Dia. BIG END PIN 47mm LONG

WATER PUMPS & PARTS



R/R WATER PUMP ASSY,
EPG/WA892



REPAIR KIT
EPG/WA9004
[K514K]



SEAL
8 X 22 X 7
EPG/WA9002



BEARING
8 X 22 X 7
GAK1261



**R/R WATER PUMP
PLASTIC**
EPG/WA893



EPG/WA9005
[K699]



DRIVE BELT O RING [QTY 2]
EPG/WA900E



ITALSPORT WATER PUMP ASSY,
EPG/WA890



IAME PUMP ASSY,
EPG/WA891IAME
WATER PUMP PULLEYS



DRIVE BELT Q/RELEASE
EPG/WA900E1

ALLOY

PLASTIC



30mm EPG/WA900BPR/R



40mm EPG/WA900BPR/R



40mm EPG/WA900BR/R



50mm EPG/WA900D2PR/R



50mm EPG/WA900D2

WATER PUMP MOUNTS

GOLD



COMPLETE ASSEMBLY
Sold in 2 Parts



MOUNT BRACKET
EPG/WA862



28mm CHASSIS GAC092BASE/28/G
30mm CHASSIS GAC093BASE/30/G
32mm CHASSIS GAC094BASE/32/G

BLACK



COMPLETE ASSEMBLY
Sold in 2 Parts



MOUNT BRACKET
EPG/WA862A [BLACK]
EPG/WA862B [TITAINIM COLOUR]



28mm CHASSIS GAC092/BASE/28/B
30mm CHASSIS GAC093/BASE/30/B
32mm CHASSIS GAC094/BASE/32/B

IAME GENUINE MOUNTS




EPG/WA911/I30
EPG/WA911/I32

30mm CHASSIS GENUINE IAME
32mm CHASSIS GENUINE IAME

RADIATOR ALUMINUM & PARTS

MOUNTING KITS [SAME PARTS IN ALL KITS EXCEPT ALLOY RODS] SMALL 152mm , MEDIUM 177mm & LARGE 198mm
KITS SMALL EPG/WA910 - MEDIUM EPG/WA910A



PRD RADIATOR ASSEMBLY inc. CAP

EPG/WA910 small FIREBALL [STD]
 EPG/WA910A medium GALLACY [STD]



RADIATOR CAP [ARC]
 EPG/WA901

RADIATOR MOUNTING KIT EPG/WA910

RADIATOR HOSE'S

LEOPARD MOULDED EPILRAT831
 ROTAX MAX 125
 STRAIGHT EPRA08
 ELBOW EPRA08T



ROTAX THERMOSTAT / X30 IAME
 EPG/WA902



EPRA08



EPRA08T



LEOPARD MOULDED EPILRAT831

GENUINE RADIATORS

LEOPARD RL 260mm [350mm] X 190mm
 part number EPILRA160
 IAME X30 320mm [410mm] X 190mm
 part number EPILX30RA570

KART RADIATOR HOSE'S

SILICONE RED or BLUE



STRAIGHT 1200mm
EPG/WA921RR/BL



STRAIGHT 1200mm
EPG/WA921RR/R



90 deg ENDS 1200mm
EPG/WA921RR/90BL



90 deg ENDS 1200mm
EPG/WA921RR/90R



180 deg ENDS 1200mm
EPG/WA921RR/18BL



180 deg ENDS 1200mm
EPG/WA921RR/18R

RADIATOR HOSE'S
LEOPARD MOULDED EPILRAT831
[DOUBLE 90 DEGREE ELBOWS]



LEOPARD MOULDED EPILRAT831A
[90 DEGREE ELBOW AND STRAIGHT]

ROTAX MAX 125
STRAIGHT
ELBOW

EPRAA08
EPRAA08T



EPRAA08



EPRAA08T

Coolant Quick-Release self sealing COUPLINGS



Righetti Ridofi Brand
 Female & Male Coupling with self sealing valve
 Can be used to quick change engines, seals coolant
 in the engine and radiator system without losing
 any coolant.



Male coupling
 part number **EPG/WA900CM**



Female coupling
 part number **EPG/WA900CFM**



THERMOSTAT & TEMPERATURE PROBE ASSY.
 35/45 Degree C
 R/R
EPG/WA800BL



THERMOSTAT & TEMPERATURE PROBE ASSY.
 35/45 Degree C
 R/R
EPG/WA800



3 WAY THERMOSTAT ASSY.
 45 Degree C
 R/R
EPG/WA8002
 Used in a By Pass System



THERMOSTAT & TEMPERATURE PROBE ASSY.
 55 Degree C
 IAME LEOPARD
EPG/WA8001



TEMPERATURE PROBE HOUSING
 R/R
EPG/WA002

BATTERIES & STARTERS



GENUINE ROTAX BATTERY
 part number **GABATTERY/ROTAX**
 BOLT ON TERMINALS
 CAN BE USED IN ALL ELECTRIC ENGINES
 [with addition of spade terminals]



part number
GABATTERY/R



part number
GABATTERY/FIAMM



REPAIR KIT

Yamaha , Rotax 125 & Leopard 125

ITALSPORT non Genuine Starter
 fits without any modifications
EPRIS294800B
 MATSUBA GENUINE STARTER
 GENUINE YAMAHA , ROTAX & LEOPARD
EPY 960

MOTOBATT

NON GENUINE ROTAX/IAME BATTERY

part number **GABATTERY/R**
 BOLT ON OR SPADE TERMINALS
 CAN BE USED IN ALL ELECTRIC ENGINES
 [with addition of spade terminals]

GENUINE LEOPARD/X30/IAME BATTERY

part number **GABATTERY/FIAMM**
 [with spade terminals]
 CAN BE USED IN ALL ELECTRIC ENGINES

STARTER MOTOR REPAIR KITS

Genuine [MITSUBA]	Brushes
part number EPRISKIT	74mm X 5.8mm
Non Genuine [ITALSPORT]	
part number EPRISKIT ITAL	5.8mm X 5.8mm

ADAPTOR to start LEOPARDS & COMERS



17mm to 119mm

19mm to 17mm

EPY856

EPY855

YAMAHA

COMER & LEOPARD



REMOTE STARTER ASSEMBLY
 used for YAMAHA KT100S & J with STRIKE CLUTCHS
 can also be used to start COMER S/W80 & LEOPARD

Complete Starter Motor Assy. 17mm

[Genuine Yamaha] EPY851

Complete Starter Motor Assy. 19mm

[SSS Clutch] EPY850

[Battery Acid must be add GABATTERY/ACID]



Starter Motor Drive Shaft with 19mm Female Socket

EPY852



Starter Motor Drive Shaft with 17mm Female Socket

EPY853

Electric Engine Switches



STRIKE STOP KIT

part number
EPG/STOP/KIT SS



ITALSPORT STOP KIT

part number
EPG/STOP/KIT IT

REMOTE STARTER



THE COLEMAN/DPE STARTER USES
A SOCKET 17mm or 18mm TYPE
DRIVE SUITABLE FOR THE SSS
RED [ITALSPORT] , YAMAHA WET
& DRY CLUTCH'S
A LIGHT WEIGHT UNIT WHICH IS
EASY TO USE.

THE BATTERY TYPE IS
YTX9-BC or CTX9-BC

COLEMAN STARTER ASSY.
[made in USA.]

Starter drive shaft has adjustable length with 3/8" square drive.
Supplied with 17mm drive socket & 19mm available as extra.

EPG/STARTERDPE

EPG/STARTER19S

[19mm Socket to Suit the Coleman Starter]

Starters , Drives and Spare Parts


Iame RL , X30 and KA Reed Jet



EPILIS152
GENUINE IAME



EPILIS154
GENUINE IAME



EPRISKIT
GENUINE IAME STARTER REPAIR KIT

Righteti Ridolfi [R/R] Non-Genuine Starter

To suit Rotax Max , Junior Max , RL leopard and X30



EPG/STARTER/ROT



EPG/START/BENDIX



EPG/STARTER/ROT/K

Italsport Non-Genuine Starter

To suit Rotax Max , Junior Max , RL leopard and X30



EPRIS294800B



EPRISKIT ITAL

Italsport Genuine PRD Starter



EPPRIS0076



EPPRIS0077



EPRISKIT ITAL

Vortex Mini Rok



EPVCC40
GENUINE VORTEX
EPG-11 STARTERS & DRIVES



EPVCC43
GENUINE VORTEX