

GA--GENERAL ACCESSORIES

GA

**GENERAL ACC
SECTION**

AA

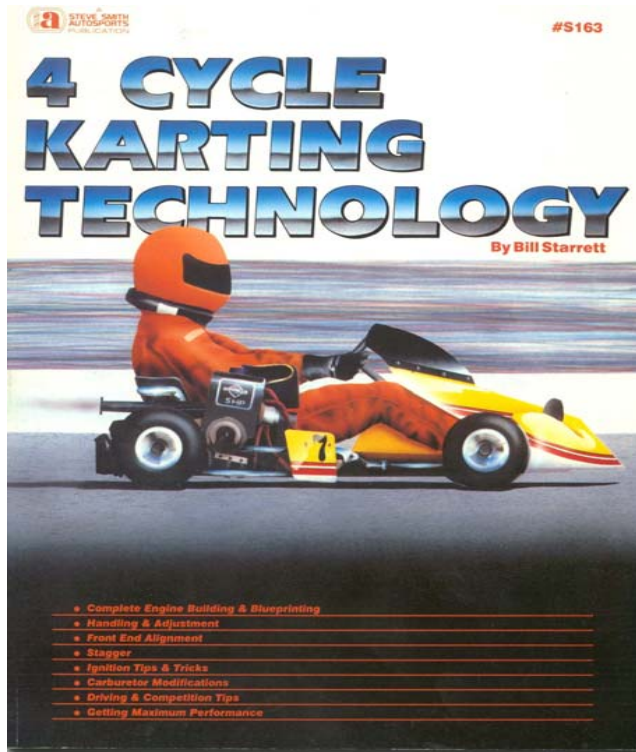
**BRAND
OR
DESCRIPTION**

OOO

**PART
NUMBER**

Cable Ties & Clamps	Page GA-2
Chain Guards & Brackets	Page GA-3
Chassis Clamps	Page GA-2-41
Engine Mounts	Page GA-4-5-6
Floor Tray Components	Page GA-28-29
Kart Covers	Page GA-15
Kart Trollies	Page GA-42
King Pins & Spacers	Page GA-16
Nassa Panels & Brackets	Page GA-17-18-19-20-21-23-24
Nose Cones & Mountings	Page GA-19-20-21-22-23-24
Numbers & Number Plates	Page GA-25-26-27
Seat Stays	Page GA-29
Seats & Hardware	Page GA-28-30-31
Side Pods	Page GA-17-18-19-20-21-
Steering Wheel & Boss	Page GA-32-33-34-35
Tachos	Page GA-7-9-10-11-12-13-14
Temperature Gauges	Page GA-7-8-10-11-12-13-14
Tie Rod Ends & Spacers	Page GA-35-36-37
Tie Rods	Page GA-38-39

KARTING BOOKS & MANUALS



4 CYCLE KARTING TECHNOLOGY

by Bill Starrett

GAM002A

STARTING RACING

HANDLING ADJUSTMENTS

FUEL SYSTEMS

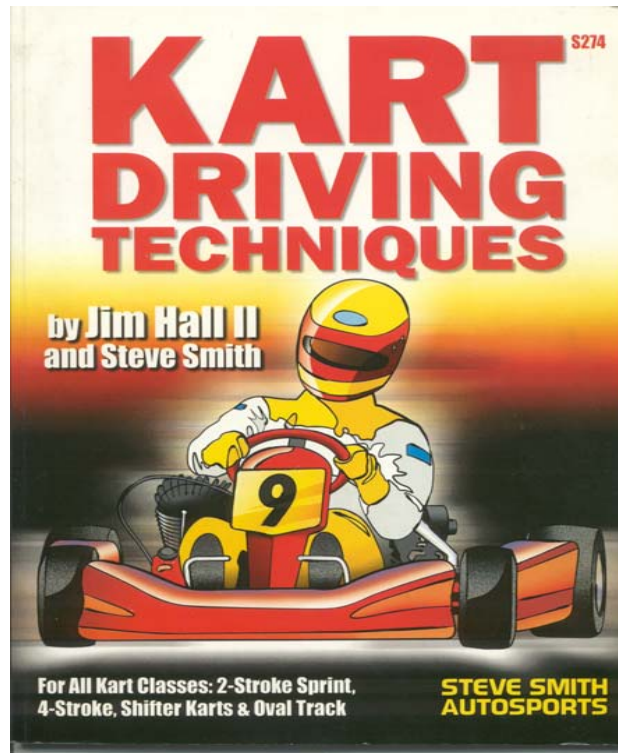
LUBRICATION & IGNITION SYSTEMS

EXPERIMENTING

ENGINE BUILDING

ENGINE BLUEPRINTING

FINE TUNING TIPS



KART DRIVING TECHNIQUES

by Jim Hall & Steve Smith

GAM002

COPYRIGHT 1999

SAFETY

THE VERY BASICS

BEHIND THE WHEEL

THE LAWS of PHYSICS & KART DRIVING


BASIC DRIVING TECHNIQUES

THE MENTAL APPROACH TO DRIVING

THE RACE

SHIFTER KART TECHNIQUES

OVAL TRACK TECHNIQUES



ARROW KARTS OWNERS MANUAL

KART SET UP GUIDE


GAM001D

COMPLETE ARROW KART SET UP

GENERAL KART SET UP

TROUBLE SHOOTING

KARTING BOOKS & MANUALS



GENUINE YAMAHA KT100J ENGINE MANUAL

GAM002YB


SET-UP
SAFTEY INFORMATION
MACHINE IDENTIFICATION
SPECIAL TOOLS
PERIODIC MAINTENANCE
PERIODIC INSPECTION & ADJUSTMENT
ENGINE
CARBURATION
ELECTRICAL
SPECIFICATIONS



GENUINE YAMAHA KT100S ENGINE MANUAL

GAM002YA

SET-UP
SAFTEY INFORMATION
MACHINE IDENTIFICATION
SPECIAL TOOLS
PERIODIC MAINTENANCE
PERIODIC INSPECTION & ADJUSTMENT
ENGINE
CARBURATION
ELECTRICAL
SPECIFICATIONS



GENUINE YAMAHA KT100S ENGINE MANUAL

GAM002Y

GENERAL INFORMATION
SPECIFICATIONS
PERIODIC INSPECTION & ADJUSTMENT
ENGINE OVERHAUL
CARBURATION
CHASSIS
ELECTRICAL
SET-UP
TUNING
RACING KART CLUTCH

CHASSIS CLIPS & CABLE TIES



CHASSIS CLIPS

Rubber lined

- 6mm I.D. **RCCH005**
- 10mm I.D. **RCCH010**
- 15mm I.D. **RCCH015**
- 25mm I.D. **RCCH025**

- 38mm I.D. **RCCH038**

6mm mounting hole



PLASTIC CLIPS


WRAP AROUND 5/8" & 3/4" DIAMETER

- 5/8" **GAC012**
- 3/4" **GAC013**
- 3/4" **GAC013RED**

BLACK
BLACK
RED

PLASTIC ZIP TIES

Part No	Length mm	Width mm	Pack Qty.
GAC083	95	2.5	100
GAC084	140	3.5	50
GAC084A	140	3.5	100
GAC085	190	4.8	25
GAC085A	190	4.8	100
GAC086	300	4.8	25
GAC086A	310	4.8	100
GAC086B	300	7.6	10
GAC086C	550	7.9	1



- GAC083BL** 100mm/2.5 **GAC083R** 100mm/2.5
- GAC084BLUE** 140mm/3.6 **GAC084ARED** 140mm/3.6
- GAC085ABLUE** 203mm/4.6 **GAC085ARED** 203mm/4.6

- GAC083GL** 100mm/2.5
- GAC084AGREEN** 140mm/3.6
- GAC085AGREEN** 203mm/4.6

- GAC083** 100mm/2.5
- GAC084ABLACK** 140mm/3.6
- GAC085A** 203mm/4.6

BATTERIES & STARTERS



GENUINE ROTAX BATTERY
 part number **GABATTERY/ROTAX**
 BOLT ON TERMINALS
 CAN BE USED IN ALL ELECTRIC ENGINES
 [with addition of spade terminals]



part number
GABATTERY/R



part number
GABATTERY/FIAMM



REPAIR KIT

Yamaha , Rotax 125 & Leopard 125

ITALSPORT non Genuine Starter
 fits without any modifications
EPRIS294800B
 MATSUBA GENUINE STARTER
 GENUINE YAMAHA , ROTAX & LEOPARD
EPY 960

MOTOBATT

NON GENUINE ROTAX/IAME BATTERY

part number **GABATTERY/R**
 BOLT ON OR SPADE TERMINALS
 CAN BE USED IN ALL ELECTRIC ENGINES
 [with addition of spade terminals]

GENUINE LEOPARD/X30/IAME BATTERY

part number **GABATTERY/FIAMM**
 [with spade terminals]
 CAN BE USED IN ALL ELECTRIC ENGINES

STARTER MOTOR REPAIR KITS

Genuine [MITSUBA]	Brushes
part number EPRISKIT	74mm X 5.8mm
Non Genuine [ITALSPORT]	
part number EPRISKIT ITAL	5.8mm X 5.8mm

ADAPTOR to start LEOPARDS & COMERS



YAMAHA

COMER & LEOPARD



REMOTE STARTER ASSEMBLY
 used for YAMAHA KT100S & J with STRIKE CLUTCHS
 can also be used to start COMER S/W80 & LEOPARD

Complete Starter Motor Assy. 17mm

[Genuine Yamaha] EPY851

Complete Starter Motor Assy. 19mm

[SSS Clutch] EPY850

[Battery Acid must be add GABATTERY/ACID]

Starter Motor Drive Shaft with 19mm Female Socket

EPY852

Starter Motor Drive Shaft with 17mm Female Socket

EPY853

Electric Engine Switches



STRIKE STOP KIT

part number
EPG/STOP/KIT SS



ITALSPORT STOP KIT

part number
EPG/STOP/KIT IT

ENGINE & REAR PROTECTIVE CHAIN GUARDS



400mm PLASTIC STRIP part number **GAC008**



400mm PLASTIC STRIP part number **GAC0081**



600mm PLASTIC STRIP R/R part number **GAC0081R/R**



600mm PLASTIC STRIP R/R part number **GAC008R/R**



COMBO PLASTIC STRIP R/R part number **GAC008A**



R/R COMBINATION TYPE
COMBO PLASTIC STRIP R/R part number **GAC008B**



KT100J ITALSPORT part number **GAC011B**



KT100S ITALSPORT part number **GAC011C**



KT100J & S part number **GAC011YAMJ**
CAN BE USED FOR TOMAR CLUTCH



ROTEX MAX & JUNIOR MAX
PRODEZINE
part number **GAC011ROTAX**



POWERMAC
part number **GAC011ROTAXP**



X30 CHAIN GUARD part number **EPILX30CL097**



X30 part number **EPILX30CL097**



part number **GAC011ROTAXK**
KARTECH

ENGINE MOUNT DPE SLIDING ANTI-VIBRATION



complete
mount now
fitted with
billet clamps



TOP SECTION IS THE SAME AS OTHER
SLIDING MOUNTS
THE UNDERNEATH OF THE CASTING
IS DIMPLED TO SHOW THE COMMON
ENGINE , MOUNT HOLE CONFIGURATION



92MM CENTRES
UNDRILLED

GAM0641

92MM CENTRES
DRILLED
S80 COMER

GAM063C

TOP SECTION
UNDRILLED

GAM063BT

SLIDE WASHER

GAM068B

CLAMP BOLT

GAM068D

SLIDE BOLT

GAM068A

[NBC1035]

BOTTOM SECTION

GAM063BB



Complete AV mount is now
fitted with billet clamps

ENGINE MOUNT DPE SLIDING



KARTECH UNIVERSAL SLIDING ENGINE MOUNT ASSY,

TOP SECTION IS THE SAME AS OTHER
SLIDING MOUNTS

THE UNDERNEATH OF THE CASTING
IS DIMPLED TO SHOW THE COMMON
ENGINE , MOUNT HOLE CONFIGURATION



BOTTOM SECTION



TOP SECTION

COMPLETE

92MM CENTRES

UNDRILLED

92MM CENTRES

BOTTOM

GAM0641BT

GAM063BB

TOP SECTION
UNDRILLED
SLIDE WASHER

GAM063BT

GAM068B

SLIDE BOLT

GAM068A

[NBC1030]

CLAMP BOLT

GAM068D



[NBC1035]

CLAMP

GAM0681



ENGINE MOUNT EDWARDS



COMPLETE ENGINE MOUNTS

92mm centre to centre chassis rails

28/30mm **GAM061**
23mm **GAM061A**

CRG 90mm centre to centre chassis rails

32mm **GAM060**

CLAMP BOLT

GAC068C [NBC1040]
MOUNT PARTS



GAA068RR
10mm X 12mm

DPE ADJUSTING BOLT

GAA068A

PLASTIC CAPS

RED **GAA068A2**
BLACK **GAA068A1**

CLAMPS 92mm centres

28/30mm **GAM065**

32mm **GAM065A**

CLAMPS 90mm centres

30mm **GAM065A1**

32mm **GAM065B**



GAA068BRRKIT

DIGITAL GAUGES

Water Temperature GAUGE



WATER TEMPERATURE GAUGE FOR WATER COOLED ENGINES ROTAX , LEOPARD & ARC
LARGE DIGITAL REED OUT EASILY READ

Part Number

GAT0611

ENGINE TACHOMETER



VELCRO
STICK-ON PADS
GAT060B1

RIGHETTI RIDOLFI NEW LOW PRICE TACHO
DISPLAY LARGE 17mm HIGH READ OUT DIGITS
CAN BE PROGRAMMED FOR 2 & 4 STROKE APPLICATIONS BY SIMPLY
PUSHING A BUTTON.

EASILY FITTED BY USING SUPPLIED VELCO STICK ON PADS
THE BATTERY LIFE OF AROUND A THOUSAND HOURS
VERY GOOD ALTERNATIVE TACHO

Part Number

GAT060A

ALFANO-PRO SYSTEMS



PICK UP SENSOR FOR LAP TIMES & TRACK POSITION

TACHO LEAD TO BE ATTACHED TO SPARK PLUG LEAD

LEAD BETWEEN SENSOR & MAIN UNIT

TRACK SENSOR FITS INTO TOP PLUG ON HEAD UNIT



TEMPERATURE SENSOR PROBE

FOR ROTAX & LEOPARD WATER COOLED ENGINES

Part Number **GAT/A041** 10mm THREAD

FOR ARC WATER COOLED ENGINES

Part Number **GAT/A041A** 1/8 BSP THREAD

ALSO SPARK PLUG/HEAD SENSOR PROBE

Part Number **GAT/A042** 14mm THREAD

PART NUMBER

Alfano Pro Main Unit Kit

[Includes Main Head Unit , Tacho lead , Track Pickup Sensor & Lead]

PARTS for ALFANO PRO ONLY

- Battery Pro
- Track Pickup Sensor Lead
- Track Pickup Sensor & Lead
- Lead 130cm long Water & S80 temp probe Extention .
- Temperature Sensor COMER S80 5mm
- Temperature Water Sensor 10mm Thread [ROTAX 125 MAX , LEOPARD]
- Temperature Water Sensor 10mm Thread [ROTAX 125 MAX , LEOPARD] 2 Piece
- Temperature Water Sensor 1/8 BSP Thread [ARC WATER COOLED , AUTO]
- Temperature Water Sensor 1/8 BSP Thread [ARC WATER COOLED , AUTO] 2 piece
- Temperature Cylinder Head , Under 14mm Spark Plug .
- Download Pen Alfano Pro
- Infrared Receiver Unit
- Battery Infrared Receiver Unit
- Cable Infrared Receiver To Astro
- Infrared Transmitter Unit

ALFANO	AGS NLA	DPE NLA
	GAT/A044	TIAPBA
	GAT/A0402	TIAP3L
	GAT/A0401	TIAPS
A-222	GAT/A403	TIAPLL
A-214	GAT/A041B	TIAPAC
	GAT/A041	TIAPW
A-202	GAT/A0411	TIAPWDC
	GAT/A041A	TIAPWA
A-203	GAT/A041B	
	GAT/A042	TIAPA
	GAT/A043	TIAPCD
A-412	GAT/AA412	TIAAIR
	GAT/AA412B	
	GAT/A047	
A-401	GAT/AA401	TIAPIT



ALFANO STEERING WHEEL COMES AS
BLACK SPOKES & RED/WHITE
OR
BLACK SPOKES & BLACK/WHITE

**BOSS
20mm ONLY
GAT/A039S
SUPPLIED
SEPARATE**

RED
GAT/A039
BLACK
GAT/A039A

ALFANO PRO PLUS

SPECIFICATIONS



- ☀ Current lap times
- ☀ Best lap alarm
- ☀ Configurable split times [Up to 6 splits]
- ☀ Configurable lap time difference [between; last lap, best lap or targeted lap]
- ☀ RPM gauge
- ☀ High/Low RPM alarm for each lap
- ☀ Configurable graph. 1RPM, 1RPM & 1 Temperature or 2 Temperatures.
- ☀ 2 Temperature inputs [CHT, CHT, Water or Oil]
- ☀ Configurable High/Low Temperature alarms.
- ☀ Configurable unit of measure , C Deg or T Deg
- ☀ Speed [direct or w/speed sensor].
- ☀ Configurable km/h or mph.
- ☀ Configurable pit speed limit alarm.
- ☀ Very luminescent backlight.
- ☀ 8 Configurable counters
- ☀ 4 time counters.
- ☀ 4 Distance counters
- ☀ Real time on display playback in the pits.
- ☀ Recall data to review in the pits.
- ☀ Auto off after 10 minuetes or manually.
- ☀ Water resistant
- ☀ Infrared or magnetic receiver [for lap times]
- ☀ Very user friendly menu.
- ☀ Wide display with large numerals.
- ☀ Download data to PC via very high speed infrared pen.
- ☀ Self contained data acquisition system [no junction box]
- ☀ Non volatile memory [over 250 laps memory].
- ☀ Upgradeable system.
- ☀ Built with the highest quality components [for reliability & accuracy]





ALFANO PRO Plus



ALFANO ASTRO

Also fits ASTRO LV & PRO PLUS LV

	<p>Temperature Probe Coolant & Oil 40cm Lead Length , NTC Connector 5mm NTC S80 Comer GAT/AA253 A-253 10mm NTC Rotax , Leopard GAT/AA251 A-251 & X30 Blank plug & Washer 10mm BRRRK411/BRRRK412 1/8 GAS ARC GAT/AA252 A-252 AUTOMOTIVE</p>	
<p>[A-251 & A-252 Temp Probes too long ARC & LEOPARD] [should use inline adaptor EPG/WA800]</p>		
	<p>Spark Plug Cyl, Head Temperature Probe 40cm Lead Length , NTC Connector Low Version 14mm GAT/AA254 A-254 GAT/AA255 A-255 GAT/AA256 A-256</p>	<p>Extension Lead for Cylinder Head Probes Coolant & Oil Probes 1.15 Metre GAT/AA351 A-351 2.50 Metre GAT/AA352 A-352 3.50 Metre GAT/AA353 A-353</p>

	<p>Temperature Probe Exhaust 40cm Lead Length K Type Connector [Karts & Automotive] GAT/AA271 A-271</p>	
	<p>Spark Plug Cyl, Head Temperature Probe 40cm Lead Length , K Type Connector Long Version 14mm GAT/AA275 A-275 [Automotive]</p>	<p>Extension Lead for Cylinder Head Probes Exhaust Probe 1.15 Metre GAT/AA371 A-371 2.50 Metre GAT/AA372 A-372 3.50 Metre GAT/AA373 A-373</p>



Tacho Wire **A-311**
GAT/AA311



Infra Red Receiver **A-402**
GAT/ATRA402
USE CABLE **GAT/ATTA401A**



Magnetic Sensor **A-241**
GAT/ATRA241




Infra Red Transmitter **A-401**
GAT/ATTA401



SPEED SENSORS & PARTS

Also fits ASTRO LV & PRO PLUS LV



Bracket & Speed Sensor Kit

GAT/AA246 A-246

Magnet Pack of 10

GAT/AA446 A-446



Extension Lead For Speed Sensor [NOT AVAILABLE]

130cm GAT/AA346 A-346

250cm GAT/AA347 A-347

350cm GAT/AA348 A-348



Rear Axle Magnetic Pickup Collars
[Includes Magnet]

25mm GAT/AA441 A-441

30mm GAT/AA442 A-442

40mm GAT/AA443 A-443

50mm GAT/AA445 A-445

Magnetic Sensor leads

adaptor lead 130cm [A-391] A-391

250cm GAT/AA352 A-342

Battery for Receiver

GAT/ATRA401B

Alfano PRO PLUS & ASTRO LV series

New

The new Alfano Pro Plus & Astro LV units now offer the choice of either a Lambda sensor for easy tuning of the carburetor or a Rotax power valve sensor to monitor the opening or closing of the power valve during the race.

With the addition of 10 adjustable LED's you will be able to see instantaneously the variation of your engine RPM.



part number **GAT/AHPP001**

While connecting the Lambda sensor the 10 LED's on the new PRO Plus LV will show you the Lambda valve.



part number **GAT/AA280**



Extension Lead for Lambda Sensors

1.15 Metre	GAT/AA371	A-371
2.50 Metre	GAT/AA372	A-372
3.50 Metre	GAT/AA373	A-373



While connecting the Rotax Power Valve sensor the new PRO plus LV will show the opening or closing of the power valve during the race.

part number **GAT/AA289**

After that, you will be able to download the data using Alfano Visual-Data software to provide a more accurate analyse.

Also a Battery Volts sensor can be fitted to warn of the level of volts the battery currently holds.



Digital Hour Meter



The Kartech Duel Function Digital Hour Meter is perfect low cost option for keeping track of the amount of hours an engine has done .

Functions

- ★ Two recordable functions .
- ★ Non-resetable total running time.
- ★ Resetable running time.
- ★ Suit both 2 and 4 stroke engines.
- ★ Attached directly to the spark plug. lead or remotely via an antenna lead.
- ★ 5000-hour battery life.
- ★ 12 months replacement warranty.

part number **GAT060A3**

Stop Watch



ALFANO KRONOS

SPECIFICATIONS:

- ★ Times up to 4 vehicles simultaneously , including up to 9 splits for each lap .
- ★ 99 lap memory for each vehicle .
- ★ Best lap recall for each vehicle
- ★ User friendly design .
- ★ Lanyard included .
- ★ Auto off .
- ★ Suitable for almost any motorsport or timing application .
- ★ Life time warranty against manufacturers defects for original owner .
- ★ Size : 70 x 120mm .
- ★ Weight : 135g .
- ★ Battery : 1 x CR2450 .

part number **TLW002**

PRO-TUNE Tuning Lights



part number **GAT/PT001**

The Tuning lights consist of oxygen sensor that , is fitted into the exhaust header pipe & a control display unit which shows the engine fuel mixture via a series of LED lights.

The unit is made from high quality components and is designed to give long service.To maximise the unit's life please note the following :

- ✦ The unit is not water proof . Cover display unit with clear plastic when raining.
- ✦ Turn unit off when not running your engine to maximise battery life.
- ✦ Ensure data cable is located safely from physical damage from rubbing on moving components or rubbing on the ground.

Sensor Care

The oxygen sensor is fragile but it treated with care should give a long life.

- ✦ Do not attempt to clean the sensor element.
- ✦ Only use unleaded petrol.
- ✦ Remove sensor when running in an engine. The extra oil may deposit on the element reducing its effectiveness and life.
- ✦ Replacement sensors are available.
- ✦ Where possible use synthetic oil blends to reduce carbon deposits.

Usage Guide

Pro- Tune Tuning lights can be used on a wide range of 2 & 4 stroke engines . The 8 lights consist of 3 red [lean] 2 green [good] & 3 blue [rich] . Maximum power is indicated when the green lights are on . As a general guide you need to adjust jets as the second green light [closer to rich] shows from low revs out of corners to high rev's down the straight. It is always safer to run slightly rich mixtures. This guide will concentrate on kart engines we have tested & have feedback on

WELD ON NUTS
SENSOR

GAT/PT002
GAT/PT003

KART COVERS



KART COVERS
LIGHT WEIGHT & STRONG
WATER PROOF & ALSO PROTECTS THE KART FROM HARMFULL
SUNLIGHT
UNIVERSAL AND FITS MOST KARTS
GAK147A




COMES WITH A
CARRY BAG
FOLDS UP INTO
COMPACT PARCEL

KING PINS & ADJUSTERS DPE

TOP SECTION
KKP6T
 17mm
 [KDP/CA/T ADJUST]



Kingpin length & size
KKP3A Replaces Ground Kingpin
 8mm X 90mm
KKP3 Ground All Except XP2
 8mm X 73mm
KKP3B Ground For Dual Adjuster
 8mm X 86mm
KKP3C Ground AX8 Dual Adjuster
 8mm X 92mm
KKP7 Ground AX8 125 Kart
 10mm X 100mm



BOTTOM SECTION
KKP6B
 22mm
 [KDP/CA/8 ADJUST]

Dual Adjuster
 Standard Kingpin
 Arrangement



KING PIN BEARING
 8mm ID **GAT126**
 10mm ID **GAT127**

KKP8BG
 KDP/CA/T ADJ125 [GREY]
 ECCENTRIC TOP SOCKET
 OFFSET 22mm NUT



KKP8A [1 TOP & 1 BOTTOM]
 KDP/CA/TB ADJ125

ALIGNMENT BALL TOP & BOTTOM
 20mm X 10mm




KDP/CA/SP ADJ
KKP8C [X 2]
 IVERTED CONE TYPE
 SPACER TO MATE WITH
 CUP WASHER [KKP8D]
 25mm X 10mm
KDP/CA/SP ADJ3.2
KKP8E [X 2]
 HEIGHT FLAT SPACER 3.2mm X 10mm



KKP8D [X 2]
 KDP/CA/SP ADJ125
 CONE SPACER
 18mm



KDP/CA/B ADJ125
KKP8F
 BOTTOM SOCKET
 TO SUIT BALL
 22mm



KG SIDE PODS



2005 UNICO STYLE KG SIDE PODS
STANDARD ON GP5 MONACO KARTS
LH & RH SIDE PODS ARE THE SAME



YELLOW	GAS090E1
RED	GAS090F1
BLACK	GAS090G1
BLUE	GAS090H1
PEARLWHITE	GAS090I1PEARL
SILVER	GAS090J1

KG also has released a ROOKIE kart side pod the same as the unico pods as PANDA side pods.



YELLOW	GAS085YPANDA
RED	GAS085REDPANDA
BLACK	GAS085BPANDA
BLUE	GAS085BLUEPANDA
SILVER	GAS085SPANDA

New Products

Arrow 2005 Body Work



ARROW 2005 SIDE PODS

BLACK	GAS060DPE	RH SIDE
	GAS060DPELH	LH SIDE
RED	GAS062DPE	RH SIDE
	GAS062DPELH	LH SIDE
AX8/BLUE	GAS063DPE	RH SIDE
	GAS063DPELH	LH SIDE

ARROW 2005 NOSE CONES

BLACK	GAN300DPEBL
-------	-------------




ARROW 2005 NASSA PANEL

BLACK	GAN088D1A
RED	GAN088D2A
AX8/BLUE	GAN088D0A

Kartech Nose Cone & Side Pods

Mounting kits



AX8 2005 NEW NOSE CONE
MOUNTING KIT
part number **GAN403B1**[NOCOC14]

- L BRACKET [PLASTIC]
GAN403B1A[NOCOC10]
- PLATE [STEEL CHROME]
GAN403B1C[NOCO3]
- WING NUT [PLASTIC]
GAN403B1B[NOCO2]
- WASHER [PLASTIC]
GAN403B1D
- 6mm BOLT [4]
NBC620
- 6mm NUT [4]
NBNL06



AX8 2005 NEW SIDE POD
MOUNTING KIT
par number **GAS050**[SI83]



BLANK PLUGS for NOSE CONE & SIDE PODS
part number **GAN300DPECAP**[NOCOC15]



KG STILO SIDE POD KIT
X1 & XE ARROW KARTS
par number **GAS051X1**[SI86]

NASSA BRACKETS TOP BRACKETS

AX6 , AX7 & K2000 TOP BRACKETS [2 PER KART]

GAB089C[KNP55]



2005 AMAX , AX8 CIK , AX9 , 125 , 80 , 28/30 & 30/32



GAB089D[KNP7]

ARROW X1 & XE28 UNICO/EVO PLASTICS
[SAME AS GAN089C W/DIFFERENT ANGLE TO NASSA]

BOTTOM BRACKETS

GAB092

AX8 28/30 , JUNIOR , 30/32
[FITS TO FLOOR TRAY]



GAB093[KNP5L]

AX8 , AMAX , AX8CIK , 125 & 80
[BOLTS TO THE FRAME]



GAB094[KNP01]

X1 ARROW LOWER NASSA
SUPPORT SPACER



GAB095[KNP01MRJ]

ARROW/MONACO MIDGET/ROOKIE
& JUNIOR
LOWER NASSA SUPPORT SPACER

KG RACING PRODUCTS



GAN403G



KG Nose cone **97 CIK** Style can be supplied as the CIK type with the blocks on the back section which sandwiched between the front crash and pedal bars using an over centre clamp.

Black **GAN399B** Red **GAN399R** Peal **GAN399W**

USED ON THE **ARROW** & **MONACO** MIDGET , ROOKIE & JUNIOR KARTS

UNICO STYLE



These are the latest CIK nose cone and Nassau panel released by KG . The **2004** style nose cone is mounted by the same over-centred clamp used on the 97 style.

Black **GAN399B1**

Red **GAN399R1**

Silver **GAN399S1**



GAN403G

Nose cone over centre clips used on the 97 CIK to 2009 CIK styles. Used in conjunction with the below plastic clamps



KIT [pair]

GAN403G

[KG & R/R]

GAN403GITAL

[ITALSPORT]



Plastic clamps used to secure the front top crash bar to the bottom pedal bar when the nose cone is not fitted it stops the front crash bar from being pulled up too far.

Black **GAN403HB**

Blue **GAN403HBL**

Red **GAN403HR**

White **GAN403HW**

Yellow **GAN 403HY**

NOSE CONE & NASSA PANELS KG EVO/STILO 2008-10



WHITE **GAN036A** [PLAIN]
 YELLOW **GAN036B** [PLAIN]



Nassa Panel
 Yellow **GAN088E1EVO**
 Red **GAN088F1EVO**
 Blue **GAN088G1EVO**
 Silver **GAN088H1EVO**
 White **GAN088D3AX1**
 Peal **GAN088I1EVOPEAL**
 Black **GAN088J1EVO**



GAN403G [KG & R/R]
GAN403GITAL [ITALSPORT]



KG Nose cone 2008-9 EVO Style is the current ARROW , MONACO , Similar to CRG & many EURO karts with the blocks on the back section which sandwiched between the front crash and pedal bars using an over centre clamps.

Black **GAN399B1EVO** Blue **GAN399BL1EVO** Red **GAN399R1EVO** Silver **GAN399S1EVO**
 White **GAN300DPEWH** Peal **GAN399W1EVO** Yellow **GAN399Y1EVO**

GAS064DPEX1	WHITE	RH X1/XE28 ARROW
GAS064DPEX1LH	WHITE	LH X1/XE28 ARROW
GAS090E3EVO	YELLOW	RH
GAS090E3EVOL	YELLOW	LH
GAS090F1EVO	RED	RH
GAS090F1EVOL	RED	LH
GAS090G1EVO	BLACK	RH X1/XE28 ARROW
GAS090G1EVOL	BLACK	LH X1/XE28 ARROW
GAS090H3EVO	BLUE	RH
GAS090H3EVOL	BLUE	LH
GAS090J1EVO	SILVER	RH
GAS090J1EVOL	SILVER	LH
GAS090I1EVO	PEAL	RH
GAS090I1EVOL	PEAL	LH

GAS051X1[SI86]



RH SIDE



LH SIDE

Mounting Kit [NBCS830 X 4 , NBNL08A X 4]

2009 STILO SIDE PODS

KG Plastics 2012 FP7

Silver **GAN399S1FP7**
 Blue **GAN399BL1FP7**
 Black **GAN399B1FP7**



SENIOR NASSA PANEL
 BLACK **GAN088J1FP7**
 SILVER **GAN088J1FP7**
 BLUE **GAN088G1FP7**
 M/R & JUNIOR [SMALLER]
 BLACK **GAN088H1EVOJBL**

[3] PER KART



GAB091FP7STUD



GAB091FP7CLIP



GAN403FP7

M/R & JUNIOR
 LH BLACK
GAS086J1EVOBL
 RH BLACK
GAS086J2EVOBL



FOR SENIOR SIDE PODS
 SEE GA-22 PLASTICS 2008 KG



M/R & JUNIOR BLACK **GAN399BL1EVOJ**
 SMALLER THAN THE SENIOR STYLE



R/R UNIVERSAL MOUNTING KIT
 for REAR BUMPER **GAR551R/R**



REAR PLASTIC BUMPER SENIOR **GAR500A1BLACK** M/R , JUNIOR **GAR500X1BLJ**


ADHESIVE RACING NUMBERS



STANDARD NUMBERS 5" [127mm] HIGH
KART SIDE POD



STANDARD NUMBERS 6" [152mm] HIGH
KART FRONT & REAR



ITALIC NUMBERS 6" [152mm] HIGH
KART FRONT & REAR



STANDARD NUMBERS 6" [152mm] HIGH
RACING CAR FRONT WINDSCREEN
FLURO YELLOW

RACING CAR
DOOR & HOOD
NUMBERS



STANDARD NUMBERS 11" [280mm] HIGH


KART NUMBER PLATES



215WIDTH X 225HEIGHT
ARROW AX8 NASSA PANEL ADHESIVE
WHITE **GAN036CW**



215WIDTH X 225HEIGHT
ARROW AX8 NASSA PANEL ADHESIVE
YELLOW **GAN036C**



205WIDTH X 200HEIGHT
ARROW AX6 NASSA PANEL ADHESIVE
KG EVO NASSA Inc X1 & XE28 ARROWS
WHITE **GAN036A**
YELLOW **GAN036B**



210WIDTH X 245HEIGHT
KG NASSA PANEL ADHESIVE
WHITE **GAN036F**
YELLOW **GAN036E**



200WIDTH X 200HEIGHT
NUMBER PLATE HARD PLASTIC EURO
WHITE **GAN035C**
YELLOW **GAN035B**



200WIDTH X 200HEIGHT
NASSA PANEL ADHESIVE
WHITE **GAN036**
YELLOW **GAN0361**



195WIDTH X 170HEIGHT
WHITE **GAN03362**
YELLOW **GAN0360**

RACING CAR WHITE BACKGROUND 350mm X 500mm STICKER
RCCH/NP001

COUNTERSUNK & SEAT WASHERS

8mm Billet Alloy CHASSIS WASHERS




8mm CHASSIS

GAC300	8 X 20mm	SILVER
GAC301	8 X 20mm	RED
GAC303	8 X 20mm	BLUE
GAC304	8 X 20mm	GOLD
GAC304BL	8 X 20mm	BLACK




8mm Billet Alloy SEAT WASHERS

GAS142	8 X 34mm	SILVER
GAS1421	8 X 30mm	RED
GAS1424ABLACK	8 X 34mm	BLACK
GAS1423	8 X 34mm	BLUE
GAS1424	8 X 34mm	GOLD
GAS1425	8 X 34mm	TITANIUM



8mm SEAT



6 mm Billet Alloy WASHERS

GAF142C1	6 X 20mm	SILVER
GAF142C2	6 X 20mm	RED
GAF142C3	6 X 20mm	PURPLE
GAF142C4	6 X 20mm	BLUE
GAF142C5	6 X 20mm	GOLD
GAF142C6	6 X 20mm	GREEN

6mm FLOOR TRAY

GAF1425	6 X 25mm	SILVER
GAF1426	6 X 25mm	RED
GAF1427	6 X 25mm	PURPLE
GAF1428	6 X 25mm	BLUE
GAF1429	6 X 25mm	GOLD
GAF14210	6 X 25mm	GREEN



SEAT TAPERED SPACER
GAS139

8mm STRENGTHING WASHER

GAS140B	60 X 1.6mm	SILVER
GAS140C	60 X 1.6mm	BLUE
GAS140A	60 X 1.6mm	GOLD
	60 X 1.6mm	TITANIUM
	60 X 1.6mm	BLACK



PLASTIC 6mm

PLASTIC

8mm PLASTIC SEAT WASHERS

GAS142A	8 X 30mm	BLACK
GAS142B	8 X 30mm	BLUE
GAS142G	8 X 30mm	GREEN
GAS142R	8 X 30mm	RED
GAS142Y	8 X 30mm	YELLOW

5mm Billet Alloy WASHERS

GAF141	5 X 18mm	SILVER
GAF141B	5 X 18mm	BLUE
GAF141C4	5 X 18mm	RED
GAF141C5	5 X 18mm	BLACK

6mm PLASTIC SEAT WASHERS

GAF142	8 X 20mm	BLACK
GAF142AB	8 X 20mm	BLUE
GAF142AG	8 X 20mm	GREEN
GAF142AR	8 X 20mm	RED
GAF142AY	8 X 20mm	YELLOW



FLOOR TRAY INSULATED WASHERS
BLACK SOFT PLASTIC
part number **GAF142D2**

8mm Billet SPACERS

GAS140D	41 X 7mm	PURPLE
GAS140E	41 X 7mm	PURPLE



SEAT TAPERED SPACER
GAS138

8mm Self Align WASHERS

GAS141E	TOP	SILVER
GAS141D	TOP	PURPLE
GAS141F	BASE	BLACK
GAS141C	BASE	SILVER

FLOOR TRAY INSULATED WASHERS
RED SOFT PLASTIC
part number **GAF142D1**



GAS1042 [BLUE]

8mm PLASTIC SPACERS

GAS1401	8 X 21 X 8	BLACK
GAS1402	8 X 31 X 8	BLUE
GAS1403	8 X 21 X 8	YELLOW
GAS1404	8 X 31 X 8	GREEN

CHASSIS ACCESSORIES

260mm GAS143



280-300mm GAS143A



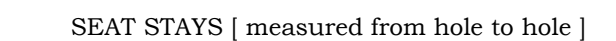
315-320mm GAS 143B



340mm GAS143C




380mm GAS143D



SEAT STAYS [measured from hole to hole]

AX8 BENT STAYS GAS143 AX8R125 & GAS143AX8CIK

AX6 BENT STAYS GAS143F



SEAT PADDING

Left & Right Adhesive PADS

GAS145



GAF014A



GAF014B



GAF014C



GAF014

PLASTIC FLOOR TRAY FOOT STOPS



GAF015A



GAF015B



GAF015C



GAF015

PLASTIC FLOOR TRAY HEEL SUPPORT



PEDAL GRIPS ONE SIZE FITS ALL PEDALS
SECURED BY TWO SMALL GRUB SCREWS



GAF012D

GAF012B

GAF012G

GAF012F

PEDAL EXTENSIONS & SEAT PADDING



part number **GAF020PEXTBR/R**




SEAT PADDING [5 PIECES]

GAS146



part number **GAF020PEXTGR/R**



The Righetti Ridolfi pedal extension that slips over existing pedal and secured by 2 grub screws.



SEAT PADDING

Left & Right Adhesive PADS

GAS145

part number **GAF020PEXTSR/R**



Kit to reposition pedals back towards the driver , mounts to the floor tray.

part number **GAF020PEXT**

SILVER

part number **GAF020PEXTB**

BLACK



FLOORTRAY FOOT PADS

part number **GAF142F**

TILLET KART SEATS



T-8 No Cover

The T8 has all the features that Tillett seats have become known for. Flat bottom design ensures the seat can be positioned low and superior design provides excellent comfort, depth and support that is standard on all Tillett seats.

The manufacturing method is a world first, using the automated Resin Transfer method [RTM]. The resin is injected into a predetermined cavity [rather than hand laid] ensuring that each and every T8 is absolutely consistent in terms of rigidity. The automated process of manufacturing makes the T8 seat economically priced for a seat of such quality.

Benefits

- 1-Quality Tillett seat at an economical price.
- 2-As both sides of the seat are smooth, the T8 continues to provide a clean, professional image throughout the life of the seat.
- 3-The T8 without cover is ideal for those who want all the great design features and support of a Tillett Seat without the additional cost of the padding and covering.

Sizes Available

- * C [Cadet] -Children 8 to 10 years
- * XS- Children 10 to 12 years
- * S -Weight 60kgs, Waist 71 cm

STANDARD **GAS130** All Sizes
SOFT **GAS130TS** All Sizes

- * MS- Weight 70 kgs, 78 cm
- * ML- Weight 77 kgs, Waist 84 cm
- * L- Weight 87 kgs, Waist 89 cm
- * XL- Weight 97kgs, Waist 96 cm



T7- Fully Covered

This seat is the most popular padded seat in the Tillett range. Flat bottom, deep sided and extremely comfortable, this seat is the ultimate in terms of safety and comfort.

Benefits

- 1-Fully padded and covered seat for ultra protection and comfort.
- 2-Cut down versions for shorter/junior drivers
- 3-Extra large sizes for the larger sizes

Sizes Available

GAS130T7 All Sizes


- * C [Cadet] -Children 8 to 10 years
- * XS- Children 10 to 12 years [cut down]
- * S -Weight 60kgs, Waist 71 cm [cut down]
- * MS- Weight 70 kgs, 78 cm [cut down]
- * ML- Weight 77 kgs, Waist 84 cm
- * L- Weight 87 kgs, Waist 89 cm
- * XL- Weight 97kgs, Waist 96 cm
- * XXL-Weight 100kgs, Waist 102cm

* XXXL -The T7 fully padded seat is also available in XXL and XXXL sizes. The XXXL is 7 cm wider and provides larger drivers with a seat that is big enough and scaled proportionately so the seat actually fits properly, without doubt this is the best option for the larger driver.

STEERING WHEEL BOSS

20 shaft dia GOLD

100mm



EURO STYLE

Angle Mounting Face

19mm **GAS095A19MMS1D**

20mm **GAS095A20MMSTD**

GAS095

Angle Version 19mm



EXTENSION BOSS 19MM ANGLE FACE

GAS095A19MM

EXTENSION BOSS 20MM ANGLE FACE

GAS095A20MM

DPE/MONACO STLYE

COMES IN 19mm & 20mm SHAFT SIZE

GAS096 [19mm] Silver

GAS096A [20mm] Silver

GAS095A [19mm] AX8 Grey

GAS0960 [19mm] AX8 Clutch

Lever Mount

GAS096RRG



GAS096RRB



ANGLED STEERING BOSS WEDGES
UNIVERSAL 3 BOLT MOUNTING

STEERING WHEELS KG



320mm DIA



IMITATION LEATHER
LIGHT WEIGHT ALLOY

RED
BLACK

GAS091D1
GAS091D2



Rigetti Ridolfi STEERING WHEELS



GAS091B
300mm Dia. Leather Chamois



GAS091B1
300mm Dia. Leather Chamois



GAS091B2
300mm Dia. Leather Chamois



GAS091B3
320mm Dia. Leather Chamois
Flat bottom



GAS091B4
320mm Dia. Leather Chamois
Flat Bottom



GAS091B5
320mm Dia. Leather Chamois
Flat bottom



GAS091B6
320mm Dia. Leather Chamois
Flat Bottom & Top



GAS091B7
320mm Dia. Leather Chamois
Flat Bottom & Top



GAS091B8
320mm Dia. Leather Chamois
Flat Bottom & Top



GAS091B9
320mm Dia. Leather Chamois
Flat Top

ROD ENDS



MALE ROD ENDS

THREAD DIA.	LH	RH
5mm	RCRE5MMLM	RCRE5MMRM
6mm	RCRE6MMLM	RCRE56MMRM
8mm	GAT118 KARTS	GAT119 KARTS

1/4"	RCRE1/4LM	RCRE1/4RM
5/16"	RCRE5/16LM	RCRE5/16RM
3/8"	RCRE3/8LM	RCRE3/8RM
1/2"	RCRE1/2LM	RCRE1/2RM
5/8"	RCRE5/8LM	RCRE5/8RM



FEMALE ROD ENDS

THREAD DIA.	LH	RH
5mm	RCRE5MMLF	RCRE5MMRF
6mm	RCRE6MMLF	RCRE6MMRF
8mm	GAT120 KARTS	GAT121 KARTS

5/16"	GAT122	GAT123
-------	--------	--------



SPHERICAL BEARINGS

	I.D.	O.D.	WIDTH
GAS099A1	8mm	22mm	8mm
GAS099A	8mm.	22mm	9mm
GAS099A2	10mm	26mm	10.4mm
	1/2"	1.00"	.391"
	5/8"		
	3/4"		

CONSTRUCTION

QUAULITY STEEL WITH BRONZE BALL LINER

USE'S

FRONT & REAR ROLL BAR LINKS
 FRONT SPLITER SUPPORT MOUNTING
 GEARBOX LINKAGE REMOVE SET UPS
 THROTTLE LINKAGES

KART TROLLIES KARTECH

GAT300



KARTECH TROLLY KART STAND

GAT401

KART TROLLEYS



3 WHEEL KART TROLLEY [COMPLETE CHROME FINISH
RIGHETTI RIDOLFI BRAND
Three large pneumatic tyres for ease of operation



4 WHEEL KART TROLLEY [COMPLETE CHROME FINISH]
ITALSPORT BRAND